
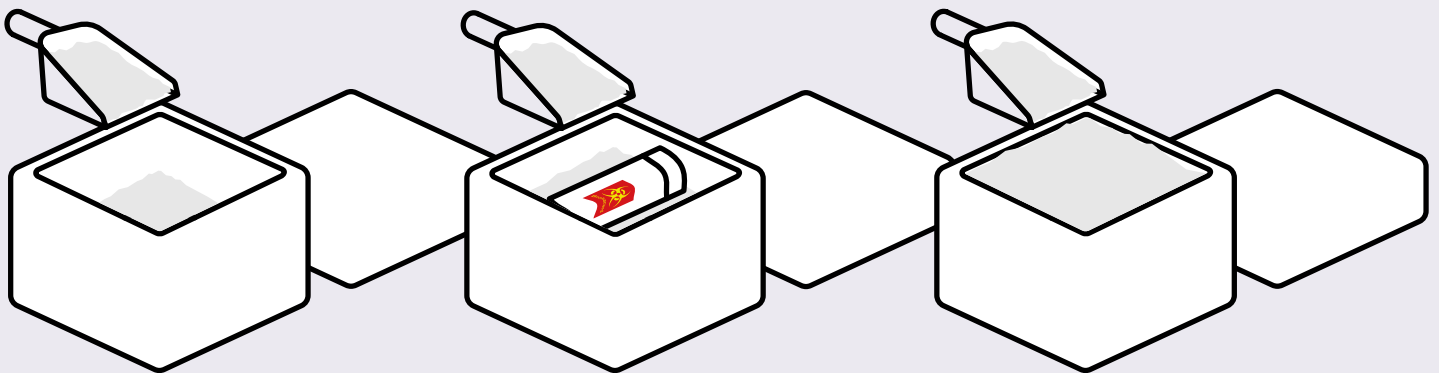


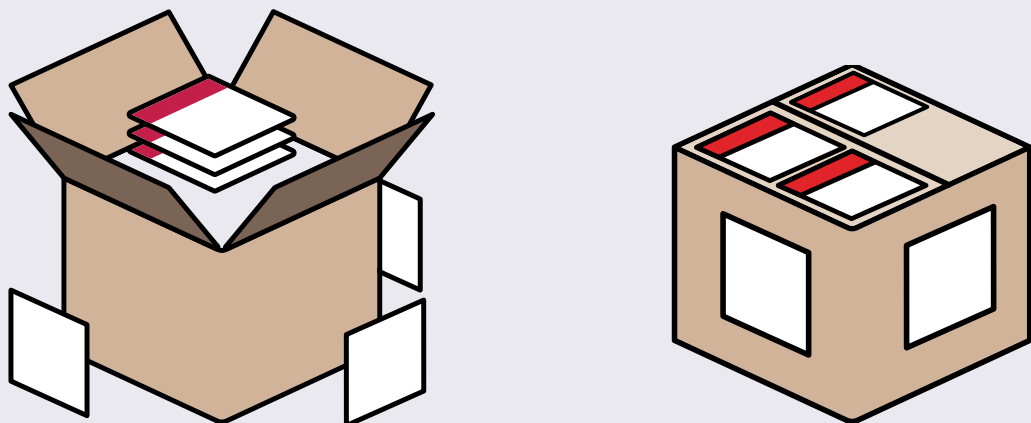
Biosafety Level 2 virus sample packing procedure



Insert the virus sample into the absorbent blanket, enclose that in the ziplock bag. Hand-write the sample name and quantity on the biohazard sample bag, insert the ziplock bag into it.



Fill the polystyrene box 1/3 full with dry ice, place the sample in the box, fill with dry ice and close.



Pack the polystyrene box and lay the three bagged documents (permit, customs documents and shipping documents) on top. Close the box. Apply the UN3373, UN1845, and NCPV labels to the outside. Seal the box on all edges with tape.